

Digital Interviews Using EZHire

Digital interviews are the **latest trend** in the recruiting world and are now easier than ever before! Unlike sharing a written resume or a voice on the other end of the phone, digital interviews provide candidates with a unique opportunity to showcase their experience, knowledge, and communications skills.

Fun Facts:

- Interview when convenient for you. Busy schedule? *No problem.*
- Most digital interviews take [less than 15 minutes](#)
- Some people are intimidated at first with the personal nature of a recorded video. That passes quickly. Relax, pretend you are having a conversation with the recruiter.
- Be yourself. This is your opportunity to stand out from the crowd!
- Something went wrong? Re-record, it's as easy as that
- Do I need to purchase the EZHire app? Of course not!
 - Interview using the Chrome web browser and web cam on your PC.
 - Interview on your Android or iPhone mobile device. Download the free app once and you're all set.
 - [EZHire- Android](#)
 - [EZHire iPhone](#)

What to Expect:

1. You will receive an email similar to below inviting you to participate in the interview.

Hello Nowrin Efty!

Thank you for applying to the position of [Visual Data Specialist- Google](#). As the next step in our hiring process, we are pleased to invite you to participate in a video interview. We've found that video interviews enable us to learn more about your skills and experience at a time and setting that work best for you.

Please see below for tips on submitting a successful interview.

- You will need a computer with a webcam, or an iPhone or Android smart phone.
- Select a quiet place to take the interview.
- Remember to wear professional attire.
- Once you begin your interview, you will be given a series of text-based, multiple choice and timed video questions that you will respond to via webcam.
- You will receive a confirmation when the interview is complete.

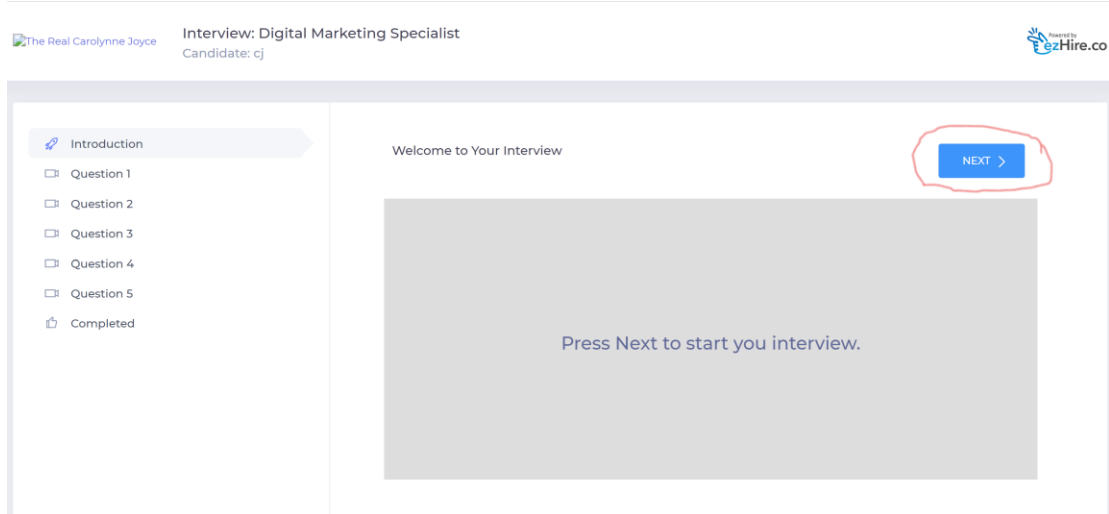
You will have 48 hours to submit your interview once you accept the invitation. Please email carolynne@brickredsys.com should you have any questions. Good luck!

[Proceed to Interview](#)

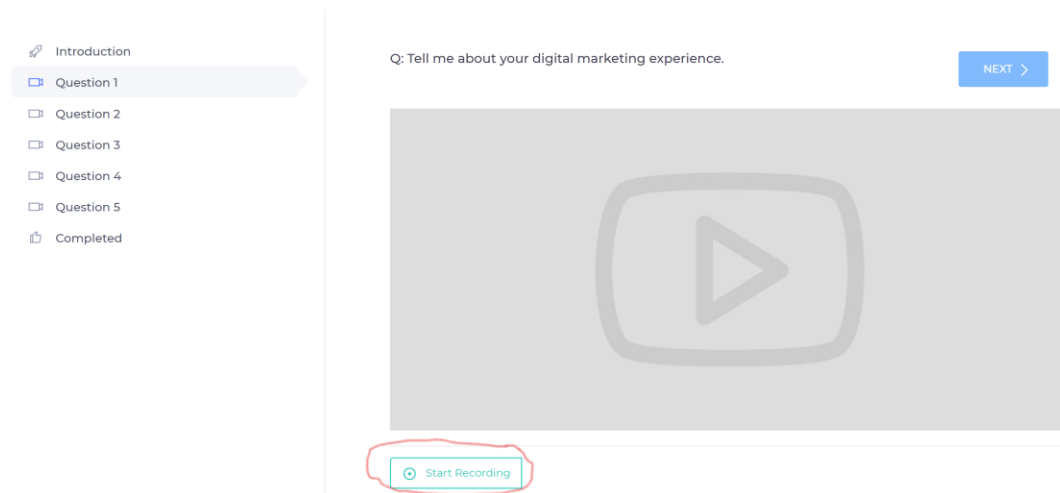
Sincerely

Carolynne Joyce recruiting

2. You have 48 hours to complete. If you need more time, just let the recruiter know.
3. Review the tips and click on **Proceed to Interview** when ready.
4. You will be redirected to the EZHire application. Click **Next** to proceed.



5. Your first question will appear on the screen. You will have up to 60 seconds to think about the question. Click **Start Recording** to record your response.




6. You will have a minimum of 10, and a maximum of 180 seconds to record your response. A timer will appear at the bottom, left side of your screen inside the stop recording button. This will help you track remaining time available. Click **Stop Recording** when you are finished.

Stop Recording (132)

7. Three buttons will appear at the bottom of the screen. To review what you've recorded, click **Review**. If you are satisfied with your response click **Upload** to save and **Next** to proceed to the next question. To erase and record click **Start Recording** again. Repeat the process above.
 - Note that once you click **Next** you cannot return to the previous question.

Q: Tell me about your digital marketing experience.

NEXT >



Start Recording Review Upload

8. Repeat the steps until you have completed responses to all of the questions.
 - Some questions may require a text-only answer or offer a multiple-choice response.
9. When you've finished your interview, you'll see a confirmation on the screen. You can then closer your browser to exit the application.

You have successfully completed your interview!



10. Shortly afterward you will receive an email message congratulating you for completing your interview. Your recruiter will receive a notification as well.

